



MoVE Model Validation Engine

Euronext Clearing Risk Policy Team



EURONEXT CLEARING

March 2022

MoVE in a nutshell

A web-based platform to identify and manage risk exposures across different asset classes

Smart risk management environment

Risk managers can integrate a wide set of developed models into an easily configurable tool, which enables autonomous access to DB (no IT support needed)

Robust collateral analytics

The tool is complemented with in-built reliable risk models for Euronext Clearing's clearing services, developed according to best practices and including both margin simulations and a suite of VaR models

Flexible architecture

All functionalities can be run via a flexible and customizable user interface

Tailored solutions

The platform can be tailored to client's needs to effectively implement and utilize at best all functionalities, thanks to our analytical and industry expertise



Risk Modelling Functionalities

Portfolio VaR

Includes a vast suite of certified VaR models for multiple asset classes

- Historical VaR / Expected Shortfall
- Parametric VaR
- Monte Carlo VaR

Network analysis

Models wide data sets using network representation theory

- Network construction
- Network effects valuation

Portfolio attribution analysis

Identifies sources of return to serve as strategic risk tool

- Return attribution
- Performance attribution

Euronext Clearing margin simulator

Allows to replicate initial, variation and intraday margin calls for actual and simulated portfolios

- Incremental margin
- Multiple asset classes
- What-if analysis

Model validation

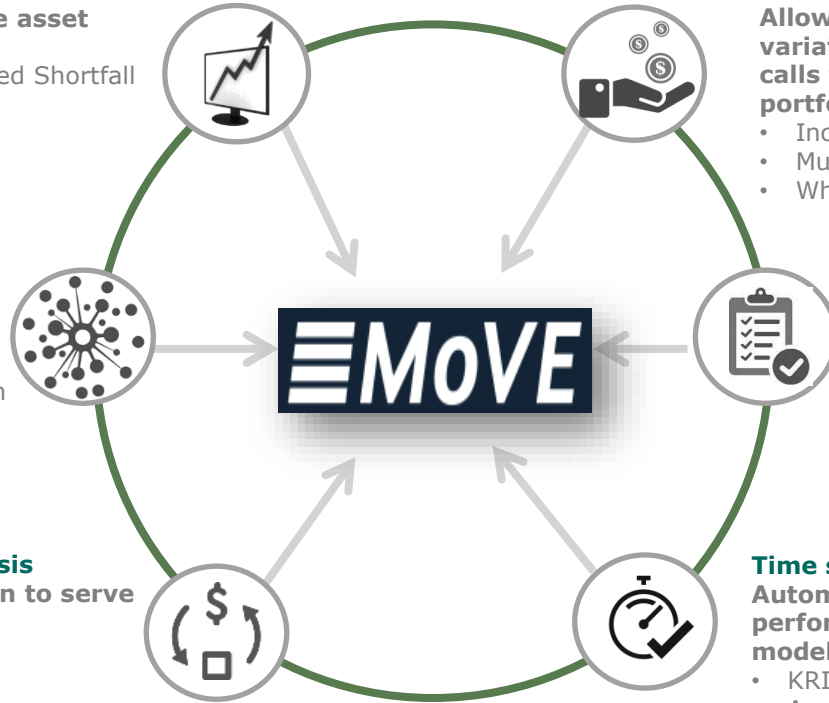
Enables a quantitative validation through automated checks

- Stress test, back test, sensitivity test
- Performance analysis
- Input data quality (freshness, gap, swing analysis)
- Regulatory compliance check

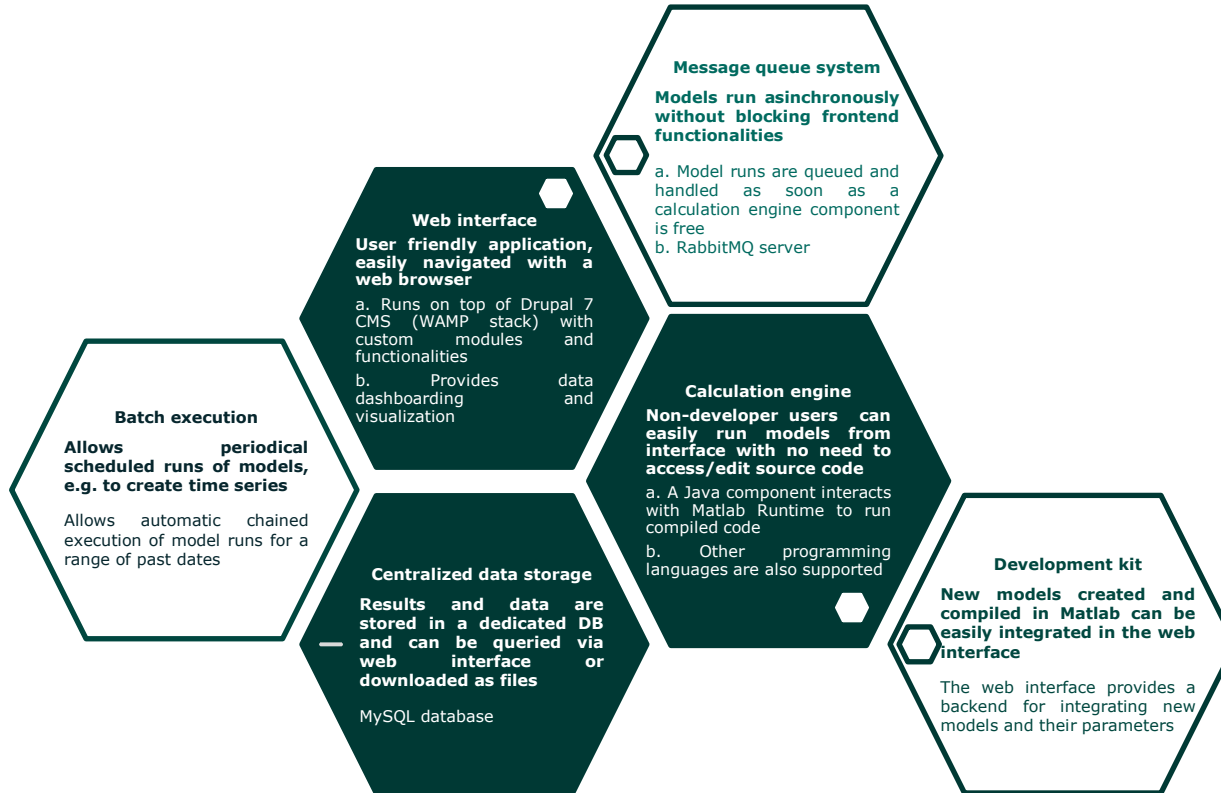
Time series comparison

Automated data storage allows performance analysis between different models over extended time horizons

- KRIs and KPIs
- Anomaly detection

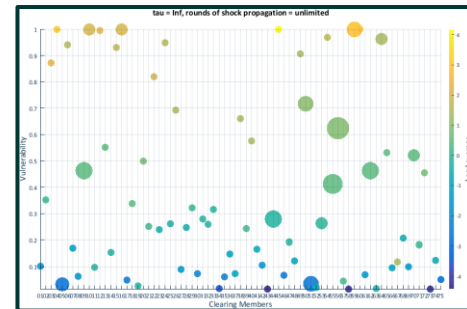
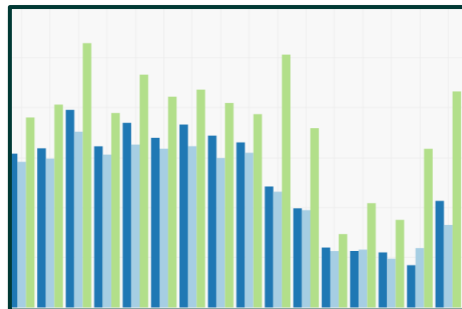
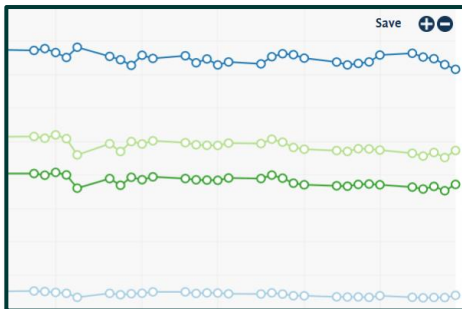


Technical Overview



Reporting

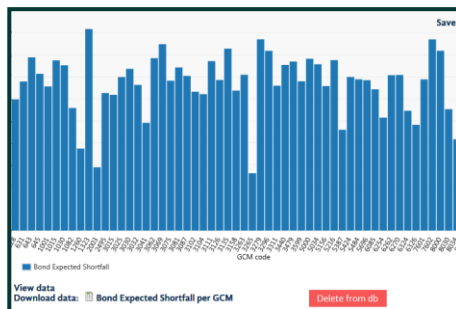
Graphics examples



Online table view

GCM	NCM	ACCT	SUBACCT	STLGD	VALUE
GCM1	NCM1	C	*CMN	NET	3,574,300.95 €
GCM1	NCM1	F	*CMN	NET	17,299,054.08 €
GCM2	NCM2	C	*CMN	MTA	4,848,949.88 €
GCM2	NCM2	C	*CMN	NET	823,922.87 €
GCM2	NCM3	F	*CMN	MTA	83,829.50 €
GCM2	NCM4	F	*CMN	NET	682,968.10 €
GCM3	NCM5	F	*CMN	MTA	25,919,913.04 €
GCM3	NCM6	C	*CMN	MTA	11,167,705.29 €
GCM4	NCM7	F	*CMN	MTA	588.04 €
GCM4	NCM8	C	*CMN	MTA	14,025.18 €
GCM4	NCM9	F	*CMN	MTA	5,917,000.94 €

Export to Excel



Database access view

Detailed Margins
Margins per GCM
Margin intervals


Analysis date
 Is equal to E.g., 05/03/2018

Asset class **Model**

Batch **Run** **User**

Value **GCM** **HP** **LP**

CL % **Apply**



Maria Somma
Risk Policy Manager

CCP-rp.group@euronext.com

Via Tomacelli 146, 00186 Rome,
Italy



About Euronext Clearing

- Euronext Clearing is ENX Italian-based provider of risk management, open access clearing and CCP services to 12 markets, including Borsa Italiana's markets, NEX Group's BrokerTec and Hi-MTF.
- Euronext Clearing eliminates counterparty risk by sitting in the middle of a trade as the buyer to every seller and the seller to every buyer, becoming the guarantor for final settlement of the contracts.
- Euronext Clearing provides services across a diverse range of asset classes including equities, ETFs, derivatives, close-end funds, fixed income and commodity derivatives.
- Euronext Clearing has an interoperability agreement with LCH S.A. for European Bond and Repo markets.

This publication is for information purposes only and is not a recommendation to engage in investment activities. This publication is provided “as is” without representation or warranty of any kind. Whilst all reasonable care has been taken to ensure the accuracy of the content, Euronext does not guarantee its accuracy or completeness. Euronext will not be held liable for any loss or damages of any nature ensuing from using, trusting or acting on information provided. No information set out or referred to in this publication shall form the basis of any contract. The creation of rights and obligations in respect of financial products that are traded on the exchanges operated by Euronext’s subsidiaries shall depend solely on the applicable rules of the market operator. All proprietary rights and interest in or connected with this publication shall vest in Euronext. No part of it may be redistributed or reproduced in any form without the prior written permission of Euronext. Euronext refers to Euronext N.V. and its affiliates. Information regarding trademarks and intellectual property rights of Euronext is located at [euronext.com/terms-use](https://www.euronext.com/terms-use)

© 2022, Euronext N.V. - All rights reserved.