

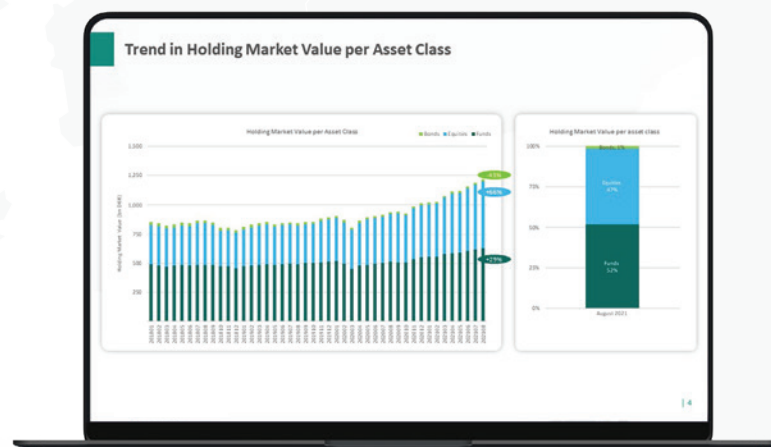
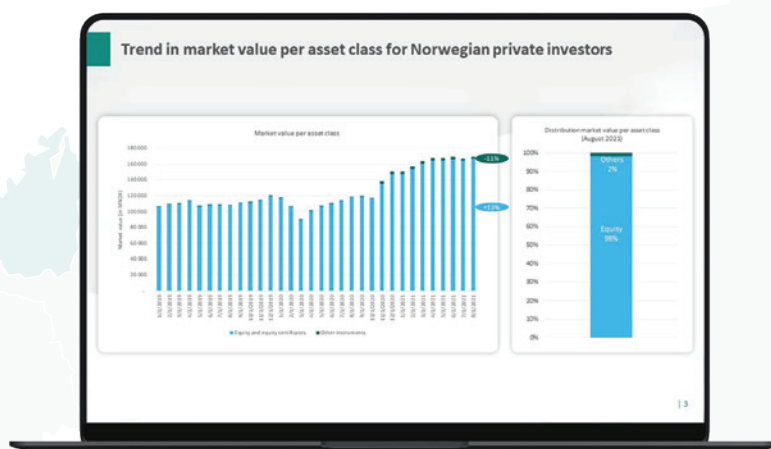
Investor Figures

Investor Figures provides data that gives an unique insight into investor related behaviour and key figures through structured market and investor data for Norway and Denmark.

A monthly report of investor statistics including:

- █ gender and age
- █ type of asset class
- █ number of trades
- █ market value
- █ value of trades

Find out which asset classes are most popular among investors by age group, gender, geography and investor type.

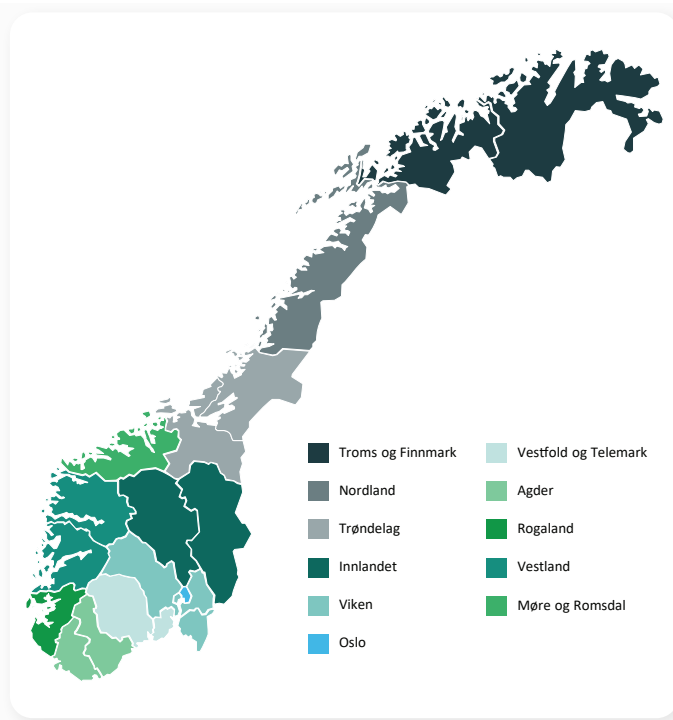


For more information, contact:

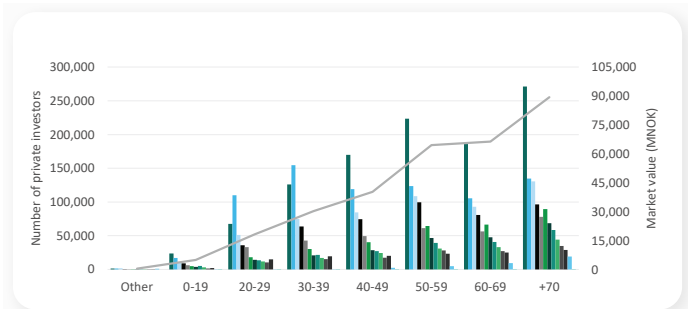


Vilde Eiesland
Sales Manager
Euronext Securities
veiesland@euronext.com
+47 904 82 597

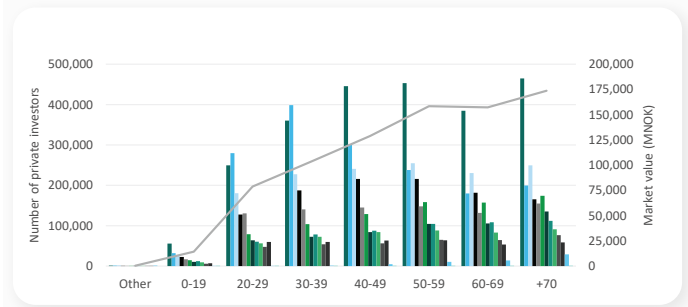
Norway - data from Euronext Securities Oslo



Market distribution of Norwegian Private Investors

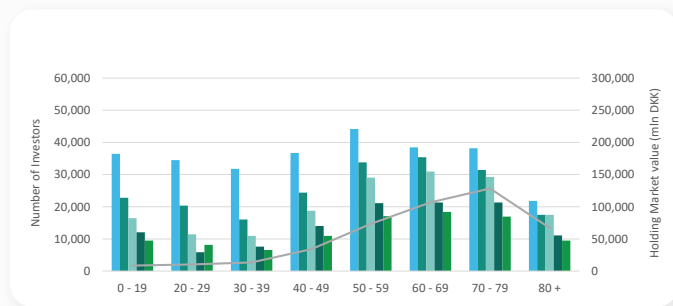


Market distribution of Female Norwegian Private Investors

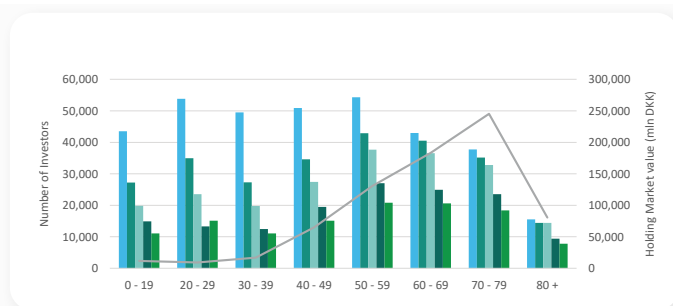


Market distribution of Male Norwegian Private Investors

Denmark - data from Euronext Securities Copenhagen



Market distribution of Female Danish Private Investors



Market distribution of Male Danish Private Investors



Market distribution of Danish Private Investors

This publication is for information purposes only and is not a recommendation to engage in investment activities. This publication is provided "as is" without representation or warranty of any kind. Whilst all reasonable care has been taken to ensure the accuracy of the content, Euronext does not guarantee its accuracy or completeness. Euronext will not be held liable for any loss or damages of any nature ensuing from using, trusting or acting on information provided. No information set out or referred to in this publication shall form the basis of any contract. The creation of rights and obligations in respect of financial products that are traded on the exchanges operated by Euronext's subsidiaries shall depend solely on the applicable rules of the market operator. All proprietary rights and interest in or connected with this publication shall vest in Euronext. No part of it may be redistributed or reproduced in any form without the prior written permission of Euronext. Euronext refers to Euronext N.V. and its affiliates. Information regarding trademarks and intellectual property rights of Euronext is located at euronext.com/terms-use

© 2024, Euronext N.V. - All rights reserved.

In the examples shown above we have used data from 2021.