

Equity PULSE

WEEK 49 - 2021

01.01.22 20:00 - 07.01.22 20:00

Selskapet AS

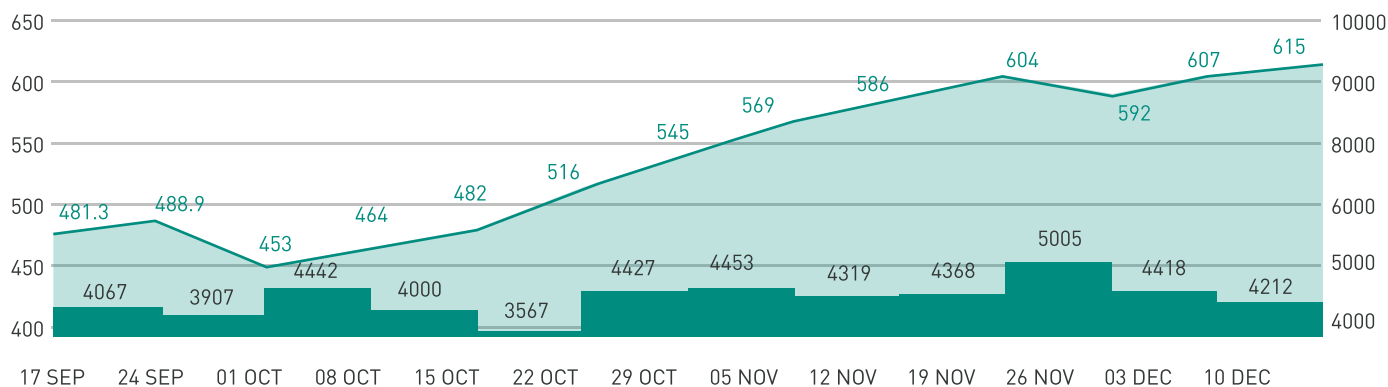
ISIN: N00123123123



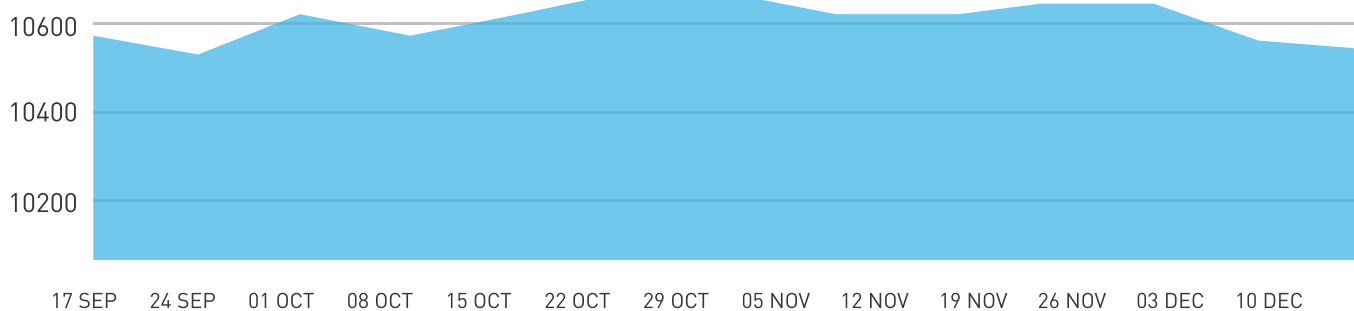
DEVELOPMENT

For the last 13 weeks

Development share price



Development investor accounts



10 594 ▲

Number of unique investors



23.11% ▲

Market share in Industry (GICS):
Industrials



91 092 ▲

Market value in MNOK

0.90% ▼

Market share of investors in
Euronext Securities Oslo

4.85% ▲

Market share of investors in
Euronext Securities Oslo

2.51% ▲

Market share at Oslo Børs

TOP SHAREHOLDERS

Top 20 investors

#	INVESTOR	ACCOUNT	NO. SHARES	CHANGE
1	Investor A		31 200 000	-
2	Investor B		12 111 531	197 119
3	Investor C	NOM	8 025 266	5 050
4	Investor D	NOM	6 190 435	-7 871
5	Investor E	NOM	5 621 441	100 000
6	Investor F	NOM	4 754 997	-2 229
7	Investor G	NOM	3 596 684	5 451
8	Investor H	NOM	3 281 631	1 825 324
9	Investor I	NOM	2 140 627	3 602
10	Investor J	NOM	1 786 928	-2 204
11	Investor K	NOM	1 701 322	-28 872
12	Investor L	NOM	1 460 737	-5 448
13	Investor M	NOM	1 459 393	637
14	Investor N	NOM	1 392 900	-
15	Investor O	NOM	1 200 230	20 410
16	Investor P		1 198 055	-
17	Investor Q	NOM	1 190 502	-
18	Investor R	NOM	1 142 750	49 297
19	Investor S	NOM	1 103 505	-17 242
20	Investor T	NOM	1 044 832	10 460
			91 603 766	2 153 484



42%

Owned by top 5 investors



38 328 MNOK

Value owned by top 5 investors



For a complete daily overview, try out our [Shareholder Feed](#) product.

TOP CHANGES

Top 10 positive and negative changes

#	INVESTOR	ACCOUNT	NO. SHARES	CHANGE
1	Investor A	NOM	3 281 631	1 825 324
2	Investor B		663 065	663 065
3	Investor C	NOM	454 809	454 809
4	Investor D		245 653	245 653
5	Investor E		12 111 531	197 119
6	Investor F	NOM	108 585	108 585
7	Investor G	NOM	5 621 441	100 000
8	Investor H	NOM	300 397	92 303
9	Investor I	NOM	214 472	88 133
10	Investor J		87 118	87 118
			23 088 702	3 862 109
1	Investor K		484 117	-484 117
2	Investor L	NOM	289 126	-275 626
3	Investor M		865 969	-256 260
4	Investor N	NOM	149 810	-149 810
5	Investor O		665 134	-105 265
6	Investor P	NOM	76 888	-73 388
7	Investor Q	NOM	115 436	-72 268
8	Investor R	NOM	447 085	-42 824
9	Investor S	NOM	174 332	-41 917
10	Investor T	NOM	336 402	-35 744
			3 604 299	-1 537 219



-0,16% ▼

Change in number of shareholders
from 03.12.2021



Get a more comprehensive
overview with our
Top Changes product.

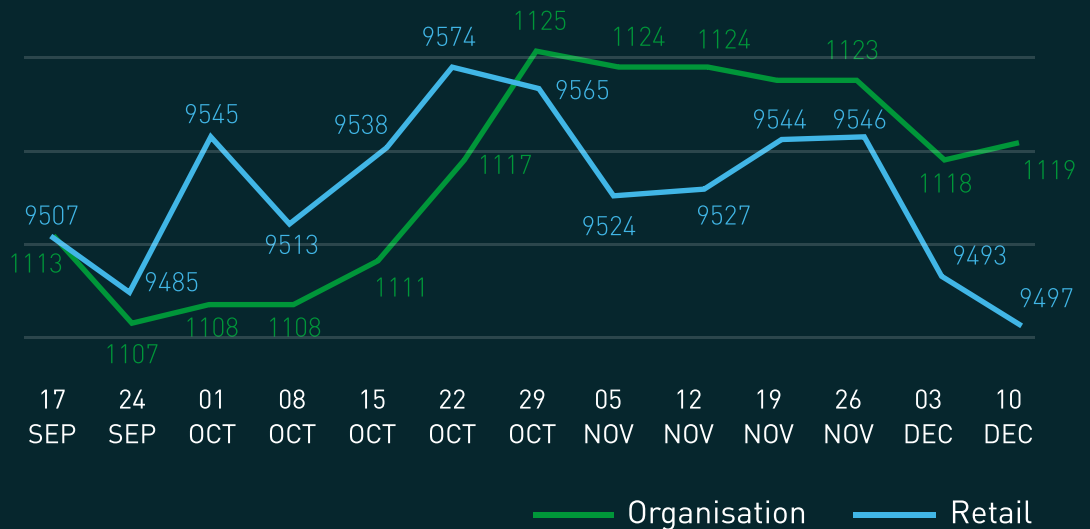
INVESTOR CONCENTRATION

For the last 13 weeks

Type of investor



03.12.2021



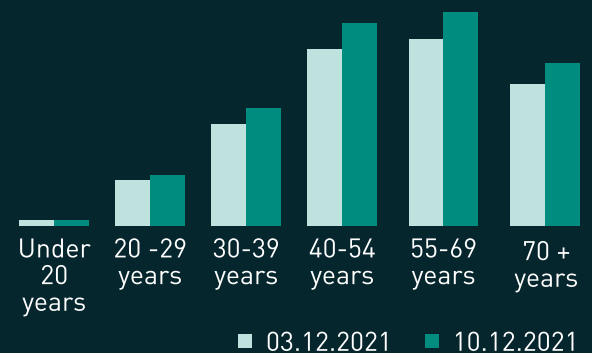
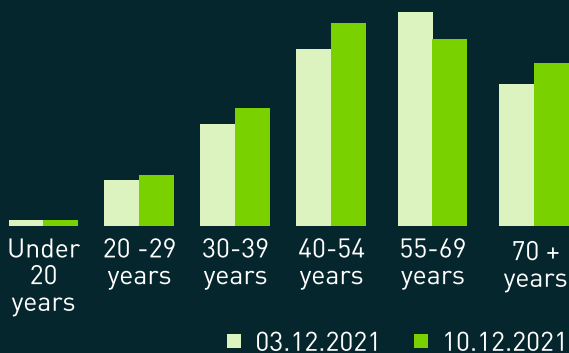
Distribution in age groups



31.6%



68.4%

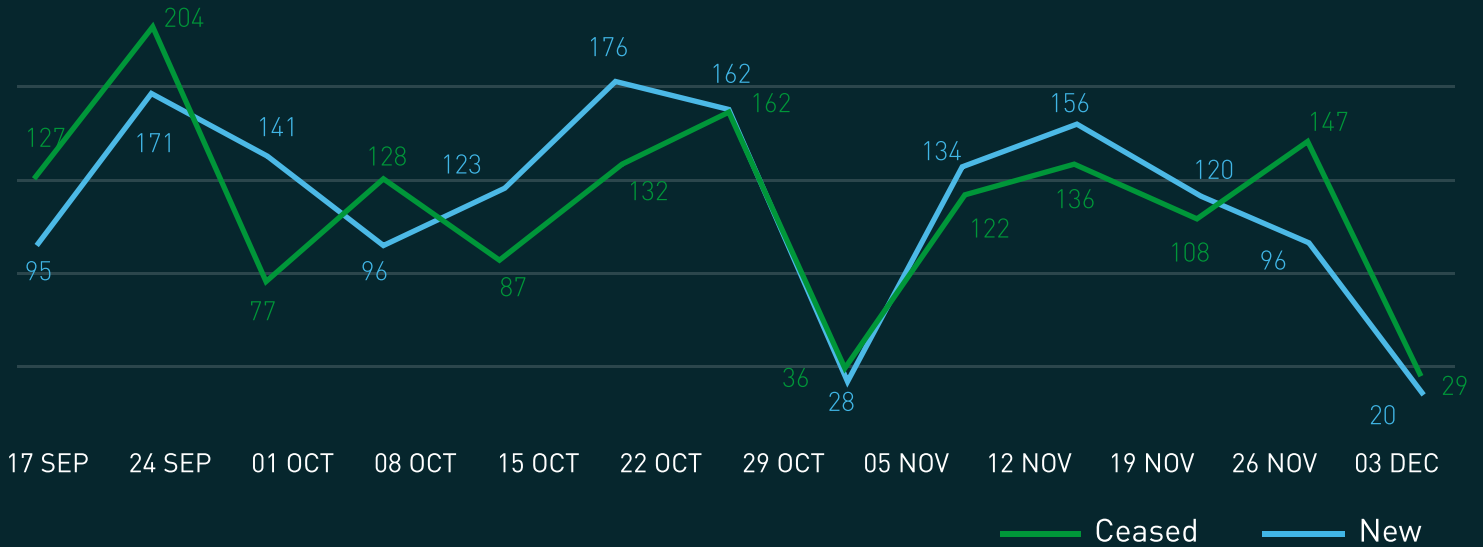


For a more detailed view, try our **Investor Insight** product.

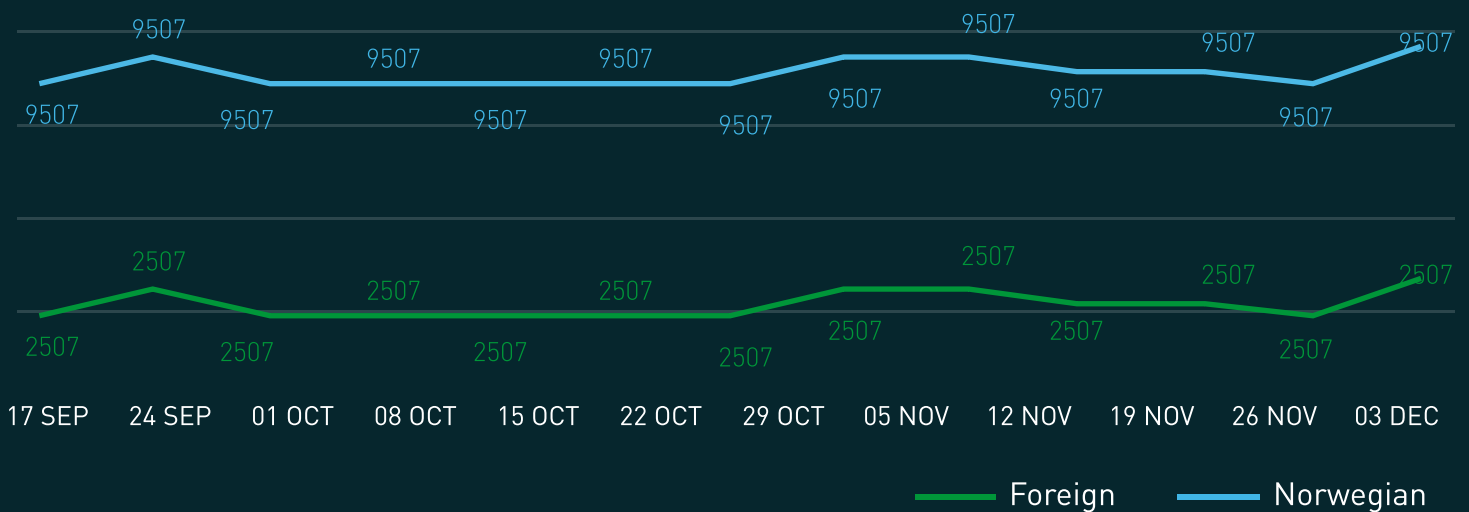
INVESTOR CONCENTRATION

For the last 13 weeks

New and ceased investors



Norwegian & foreign investors

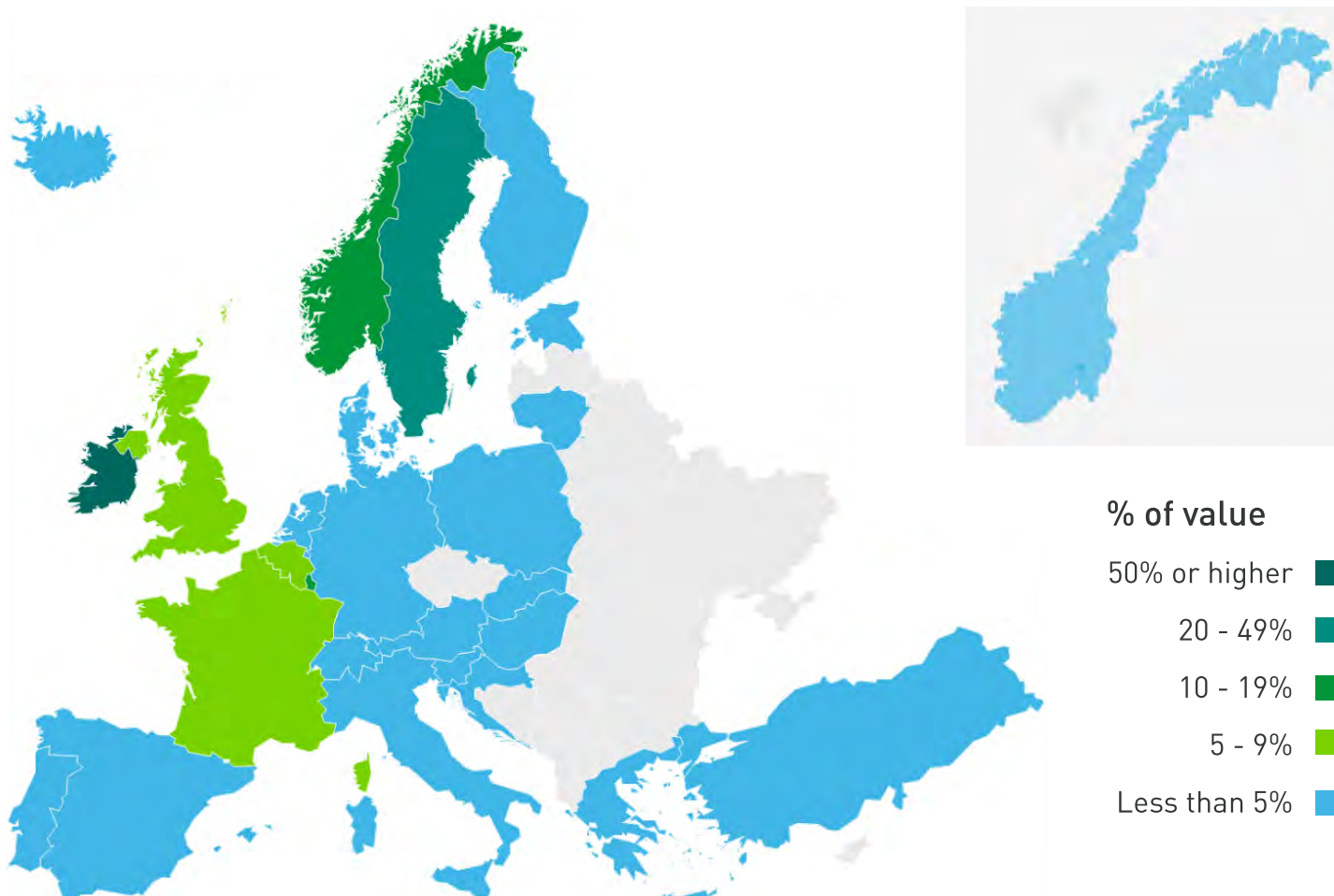


Top 5 Norwegian municipalities

Municipality	Current holdings	Change last week
OSLO	8 531 883	21 627
VIKEN	5 320 345	4 520
ROGALAND	1 427 524	29 261
VESTLAND	278 116	9 897
TRØNDELAG	169 798	263

GEOGRAPHICAL OVERVIEW

Investor dispersion in Europe



Top 3 countries

Country	% of value
IRELAND	42.40%
SWEDEN	20.03%
LUXEMBOURG	8.08%

Top 5 citizenships

Citizenship	Current holdings	Change last week
FRANCE	8 531 883	21 627
SWEDEN	5 320 345	4 520
NORWAY	1 427 524	29 261
DENMARK	278 116	9 897
FINLAND	169 798	263

